

EREVNA

IGNITING YOUNG MEDICAL MINDS 4.0

RANGARAYA MEDICAL COLLEGE
KAKINADA

JUNE
12,13,14



**BEYOND THE HORIZONS : ADVANCING MEDICINE
AT FULL THRUST**

***Clicking on the astronaut will take you directly to the corresponding contents section! ***

ABOUT EREUNA

ABOUT COLLEGE

HOW TO REGISTER

SCHEDULE

WORKSHOPS

COMPETITIONS

CULTURALS

FOOD

ACCOMMODATION

TRAVEL


CORE TEAM

TOURIST PLACES

Tap on the astronaut for more details



ABOUT EREVNA



**Greetings fellow
medicos !!**

The Rangaraya Students Research Society takes immense pride and exhilaration in extending a prestigious invitation to the 3rd Undergraduate Medical Conference-EREVNA!

With the theme "Igniting Young Medical Minds," this transformative initiative has captivated aspiring medical professionals across the state, establishing itself as a resounding success. Now, with EREVNA 4.0, we ascend to even greater heights, promising an unparalleled experience of intellectual stimulation, camaraderie, and exhilaration.



Engage in thought-provoking discourse, forge invaluable connections, and revel in an immersive symphony of knowledge and excitement. This is your chance to expand horizons, foster alliances, and revel in an extraordinary confluence of academia and festivity.



What awaits you?

- ◆ Cutting-edge hands-on workshops to refine and elevate your clinical acumen
- ◆ Electrifying competitions to challenge the intellect and fuel the competitive spirit
- ◆ Captivating cultural extravaganzas to invigorate the senses and ignite the soul

*Prepare for an
unforgettable odyssey...
We eagerly anticipate
your esteemed presence!*

ABOUT COLLEGE



RANGARAYA MEDICAL COLLEGE


Rangaraya Medical College (RMC) is a prestigious medical institution located in Kakinada, Andhra Pradesh, India. Established in 1958, it is named after the renowned philanthropist and freedom fighter, Dr. Rangaraya Naidu. The college is affiliated with Dr. NTR University of Health Sciences and is recognized by the Medical Council of India.



With a dedicated faculty of experienced professors, RMC emphasises a holistic approach to medical education, focusing on academic excellence, research, and compassionate patient care. The college has a teaching hospital attached to it, providing students with hands-on clinical experience.

RMC has a rich history of providing quality medical education and healthcare services. It offers undergraduate (MBBS) and postgraduate (MD/MS) programs in various specialties. The college boasts a well-equipped campus with state-of-the-art laboratories, libraries, and lecture halls to facilitate a conducive learning environment.

Rangaraya Medical College has produced numerous skilled healthcare professionals who have made significant contributions to the medical field. It continues to uphold its commitment to producing competent doctors who can serve the healthcare needs of the community and contribute to the advancement of medical science.



OUR SYMBOL-ROCKET

The rocket is a powerful symbol of innovation, progress, and the relentless pursuit of excellence—qualities that define both space exploration and the field of medicine. Just as rockets break barriers to reach new frontiers, medicine constantly pushes boundaries to develop groundbreaking treatments, discover new technologies, and improve patient care. By choosing the rocket as our representative symbol for this year's medical conference, we emphasize our commitment to advancing healthcare, fostering innovation, and inspiring the next generation of medical pioneers.

Our medical conference EREVNA 4.0 serves as a launchpad for ideas, where researchers, practitioners, and students come together to share knowledge, collaborate, and ignite change. Just as every space mission requires precision, dedication, and teamwork, so does the medical field. Whether it's developing life-saving drugs, performing complex surgeries, or harnessing artificial intelligence in healthcare, progress in medicine mirrors the meticulous planning and execution of a rocket launch.


Additionally, the rocket symbolizes aspiration and the courage to explore the unknown. In medicine, we constantly face new challenges—emerging diseases, evolving patient needs, and the integration of technology. Like astronauts venturing into space, medical professionals must embrace uncertainty, adapt to new discoveries, and keep pushing forward with determination.

Moreover, rockets are a testament to human ingenuity, symbolizing how science and technology can overcome even the most formidable obstacles. Similarly, modern medicine has transformed lives through scientific breakthroughs, from organ transplants to precision medicine and robotic surgery.

By adopting the rocket as our symbol, we reinforce the idea that medicine is a journey of continuous learning and progress. This year's conference is more than just a gathering—it is a mission to propel healthcare into the future, inspiring all participants to reach for the stars in their pursuit of medical excellence.

How to register

 www.rmckakinada.com



02 Fill in the form

- Click on the registration option.
- You'll be directed to a form where you'll need to fill in your basic details and select the workshops, events, and any required accommodations or food preferences.



01 Visit the Official website

Registrations for EREVNA 4.0 shall be carried out through the official website (www.rmckakinada.com) Basic registration is mandatory for any event.



03 Take a screenshot!

- The total price will be displayed at the bottom of the form, and payment can be made via the attached QR code.
- After successful payment, take a screenshot of the transaction.



04 Getting your ID

- Our team will then contact you within 24-48 hours to confirm your registration and assign a delegate ID.
- Each delegate must also produce their college identity card at the registration desk.



05 Delegate kit

- Each delegate will receive a delegate kit which includes a bag, delegate ID, steel water bottle, a card(schedule+map), book, pen, freebies, certificate and free breakfast & lunch.
- On spot registrations for workshops will be open, subject to the availability of slots.
- During workshops, delegates will receive refreshments.



- **NO REFUND**
- **NO CHANGE IN DATES AND WORKSHOPS**

Delegate kit will be available on June 11th, 4 pm onwards

Vengala Rao - 9515814514
Dheerendra - 7569951422

Sampreethi - 7703899518
Ishita - 7984903216
K.Harsha - 6300411655

JUNE 12

7AM

- Registration starts

7-9:30AM

- Inauguration & breakfast

9AM-12PM

- Workshop on ECG
- Foetal Autopsy
- VisioNext
- Approach to SCA and Critically ill patient
- ENT odyssey: Scopes, tubes and bleed packs
- Cadaver workshop
- Workshop on Laboratory Diagnosis of emerging viral diseases

12-2:30PM

- LUNCH

2PM-5PM

- Hands on Surgery 101
- Medical mysteries: Diagnosing the unexpected
- Crime scene: Escape room challenge
- VisioNext
- Birthing Brilliance.
- Imaging Insights
- Unraveling the Blueprint of Life : DIY DNA ISOLATION
- Dermatosurgical Pearls

5PM-7PM

- Anatomical artistry
- Roll, race and reach

JUNE 13

7AM

- Registrations open

7:30-9AM

- PAPER PRESENTATION

7AM-10AM

- Treasure hunt

9AM -12PM

- Hands on Surgery 101
- Basic Trauma Care and Fracture Fixation
- Acute Medical care and Handling emergencies
- Foetal Autopsy
- VisionNext
- Approach to SCA and critically ill patients
- Anivesana
- Beyond the Physiograph
- Audit to Action
- Tiny Babies - Big skills

12-2:30PM

- Lunch

2PM-5PM

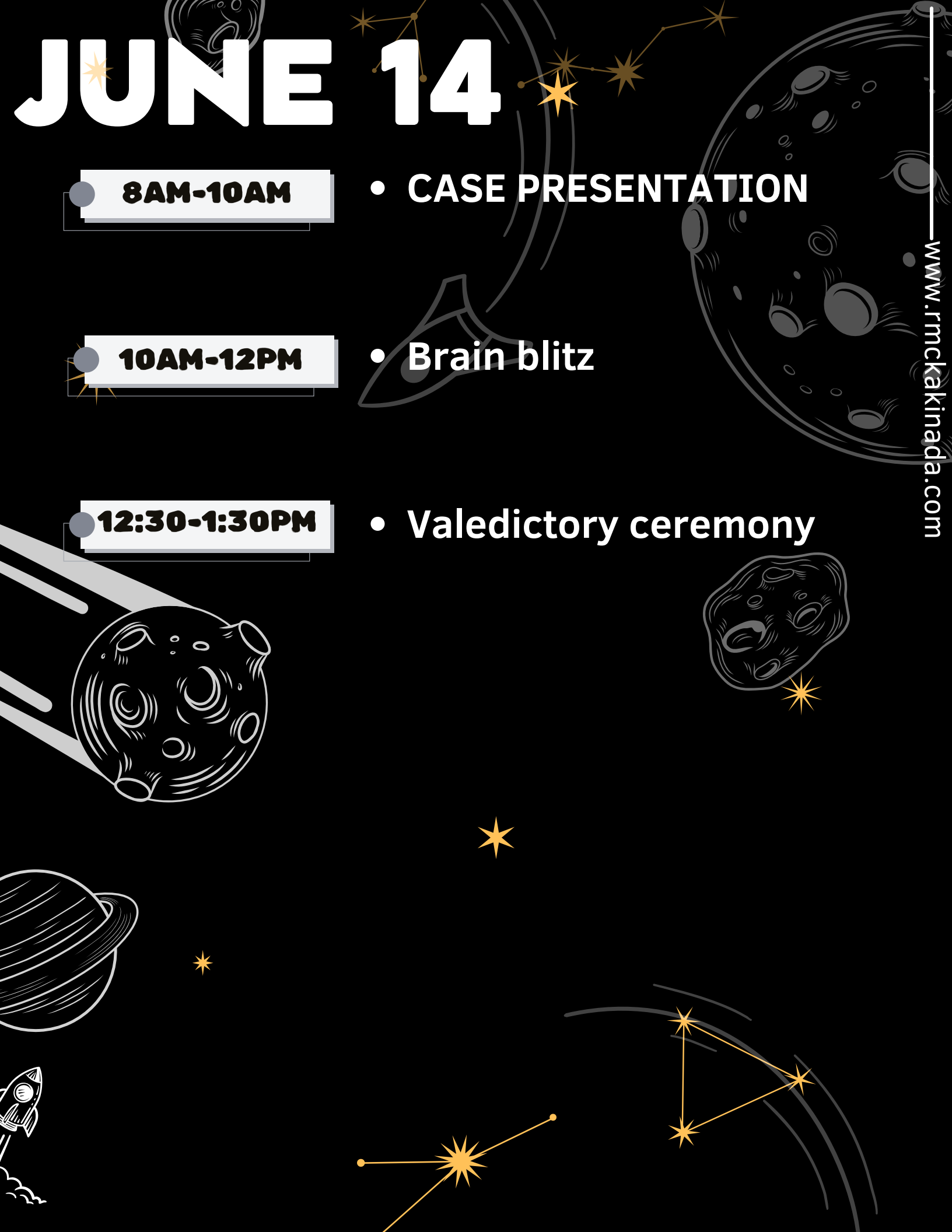
- Essentials of neonatology
- VisionNext
- Sharpen your diagnostic skills
- Deep dive into alveoli through airways
- Birthing brilliance
- Neurosurgery for every medical graduate
- Cognitive currents
- Radiation oncology
- POSTER PRESENTATION

5PM-7PM

- Medical debate

7PM-9PM

- Cultural



JUNE 14

8AM-10AM

- **CASE PRESENTATION**

10AM-12PM

- **Brain blitz**














12:30-1:30PM

- **Valedictory ceremony**

Tap on the workshop title to visit the desired page for more details.














Workshops



-  **VisionNext**
-  **Deep Dive Into Alveoli Through Airways**
-  **Basic Trauma Care & Fracture Fixation**
-  **Cadaver Workshop**
-  **Foetal Autopsy**
-  **Crime Scene - Escape Room Challenge**
-  **Hands on Surgery 101**
-  **Tiny Babies - Big Skills**
-  **Essentials of Neonatology**
-  **Anivesana**
-  **Birthing Brilliance**
-  **ENT ODYSSEY: Scopes, tubes & bleed packs**
-  **Radiation oncology**



Workshops

-  **Workshop on ECG**
-  **Medical Mysteries : Diagnosing the unexpected**
-  **Acute Medical Care & Handling Emergencies**
-  **Sharpen your Diagnostic skills**
-  **Neurosurgery for Every medical graduate**
-  **Approach to SCA & Critically Ill patient**
-  **Dermatosurgical Pearls**
-  **Imaging Insights**
-  **Unraveling the Blueprint of life : DIY DNA ISOLATION**
-  **Cognitive Currents**
-  **Audit to Action**
-  **Workshop on Laboratory diagnosis of emerging viral diseases**
-  **Beyond the physiograph**



DEPARTMENT OF OPHTHALMOLOGY

ViSiONEXT

CONTENTS OF THE WORKSHOP

1. HANDS ON CATARACT SURGERY
ON GOAT EYES
2. ANTERIOR SEGMENT
EXAMINATION
3. POSTERIOR SEGMENT
EXAMINATION
4. DEMONSTRATION OF OCULAR
CASUALTIES
5. SCREENING FOR DIABETIC
RETINOPATHY AND GLAUCOMA



erevna-25

www.rmckakinada.com



CONTACT US

Suhas - 9380424477

Nasrullah - 9989621797

₹899/-

DEPARTMENT OF PULMONOLOGY

DEEP DIVE INTO ALVEOLI THROUGH AIRWAYS

CONTENTS OF THE WORKSHOP

ROLE PLAY -

- **ENGAGE IN INTERACTIVE CASE-BASED LEARNING FOR REAL-WORLD APPLICATION.**



DEMONSTRATION OF DIAGNOSTIC BRONCHOSCOPY-

- **GAIN FIRSTHAND INSIGHTS INTO AIRWAY EXAMINATION TECHNIQUES.**



DEMONSTRATION OF SPIROMETRY-

- **LEARN THE FUNDAMENTALS OF LUNG FUNCTION ASSESSMENT.**

Join us for an immersive workshop exploring the intricate world of pulmonary diagnostics and interventions. Led by experts from the "Department of Pulmonary Medicine", this interactive session will provide a "unique learning experience" for healthcare professionals, students, and enthusiasts. Enhance your understanding of "Respiratory diagnostics and patient care" in this 'dynamic, skill-oriented workshop'. Don't miss this opportunity to explore the depths of pulmonary medicine!



CONTACT US

Rushil - 9606381006

G. Happy -8977440166



www.rmkakina.com
erevna_25

₹549/-

DEPARTMENT OF ORTHOPAEDICS

BASIC TRAUMA CARE AND FRACTURE FIXATION (A Hands-on Experience)

CONTENTS OF THE WORKSHOP

1. HANDS ON POP APPLICATION
2. SURGICAL VIDEO OF NAILING AND
HANDS ON NAILING AND PLATING
3. X RAYS OF FRACTURES AND
SPLINT APPLICATION
4. CTEV MANIPULATION

Join us for an exciting Orthopaedics Workshop, where cutting-edge techniques meet hands-on learning! Whether you're a medical professional, student, or enthusiast, this workshop will dive into the latest advancements in bone and joint care, from fracture management to surgical innovations. Led by top orthopaedic specialists, you'll gain practical skills, insights into modern treatments, and networking opportunities with experts in the field. Don't miss this chance to enhance your expertise and stay ahead in the world of orthopaedics!



CONTACT US

Nikhil Moses - 8688327464

Rishita Naicy - 9705567004

Bhavana - 7569477419

Nirmal - 9866987051



erevna-25



www.rmckakinada.com

₹ 799/-

DEPARTMENT OF PLASTIC SURGERY

CADAVER WORKSHOP

(A Hands-on Experience)

CONTENTS OF THE WORKSHOP

1. DEMONSTRATION OF HEAD AND NECK SURGICAL ANATOMY
2. HANDS ON BASIC SKIN REPAIR TECHNIQUES BY EACH DELEGATE ON CADAVER



Sculpting Precision, Restoring Beauty!

The Plastic Surgery Workshop at EREVNA 4.0 is your gateway to mastering the art of reconstruction and aesthetics. From trauma reconstruction to cosmetic enhancements, discover how plastic surgery blends science with artistry to restore form and function. Don't miss this chance to refine your skills and witness the transformative power of surgical innovation!



CONTACT US

Amina Farhad - 8499976756
Hemalatha - 8179418545

₹849/-

DEPARTMENT OF FORENSIC MEDICINE & TOXICOLOGY **FOETAL AUTOPSY**

(A Hands-on Experience)

CONTENTS OF THE WORKSHOP

1. HANDS ON - EXPERIENCE OF
DISSECTING AN UNEMBALMED
FOETUS
2. ONE FOETUS PER DELEGATE.



Step into the world of forensic medicine !!
foetal autopsy workshop is a comprehensive training
program designed to enhance participants' skills in
performing foetal autopsies and understanding
anatomy, identifying causes of foetal death and birth
defects.



CONTACT US

B.Moulika - 7337272466
Sri Vidya - 8367601861

₹ 899/-



erevna_25



www.rmckakkinada.com

DEPARTMENT OF FORENSIC MEDICINE & TOXICOLOGY

CRIME SCENE INVESTIGATION

(A Hands-on Experience)

CONTENTS OF THE WORKSHOP

ESCAPE ROOM CHALLENGE

Unraveling the Mysteries of a Crime Scene.

Welcome to a thrilling world of mystery, evidence, and deduction! Step into the shoes of a forensic investigator and put your detective skills to the test. In this high-stakes escape room challenge, you will analyze clues, decode hidden messages, and uncover the truth behind a perplexing crime scene.

Time is ticking... The truth awaits! ⌚🕵️



CONTACT US

B.Moulika - 7337272466

Sri Vidya - 8367601861

₹ 699/-



erevna_25



www.rmkakakinada.com



June 12 2PM - 5PM
June 13 9AM - 12PM



Surgery Conference Hall,
GGH kakinada

DEPARTMENT OF SURGERY

HANDS ON SURGERY 101

CONTENTS OF THE WORKSHOP

1. DEMONSTRATION OF URINARY CATHETERISATION AND NASOGASTRIC TUBE INSERTION
2. ROUTES OF INJECTION ADMINISTRATION.
3. DEMONSTRATION OF BASIC LAPAROSCOPIC SKILLS
4. VENESECTION
5. HANDS-ON SUTURING AND KNOT PRACTICE FOR EVERY DELEGATE



The workshop provides a practical , interactive hands on experience designed to educate students and trainees about the basic surgical skills.

Unlike traditional lectures or theoretical training, this workshop emphasize active participation, allowing attendees to practice skills in a controlled environment.



CONTACT US

Poornima - 9963007282
Arjun - 8179092657
Vamsee - 9177750496
Kavya - 9052458549



www.r.mckakinada.com
erevna_25

₹549/-

DEPARTMENT OF PAEDIATRIC SURGERY

TINY BABIES - BIG SKILLS

CONTENTS OF THE WORKSHOP

1. I.V CANNULATION
2. SUBCUTICULAR SUTURING
3. PENILE DRESSING, ICD DRESSING, COLOSTOMY DRESSING
4. STOMA CARE
5. FOLEYS CATHETERISATION
6. LIVE CASES OF ANORECTAL MALFORMATION
HYPOSPADIAS
7. PPT PRESENTATION ON RARE CASES OF
PAEDIATRIC SURGERY



Unlock the Future of Pediatric Surgery!

Join us for a transformative workshop that will revolutionize your approach to pediatric surgery by offering students purely hands on key techniques for establishing vascular access like Cannulation, advanced catheter placements, Stoma care, Live ARM cases and Effective surgical management of different Paediatric age groups.



CONTACT US

Siddhartha - 7386939213

PDS Mahitha - 8341608974

Visalakshi - 9966119755

₹499/-

DEPARTMENT OF PAEDIATRICS

ESSENTIALS OF NEONATOLOGY

CONTENTS OF THE WORKSHOP

1. NEONATAL RESUSCITATION

2. ROUTINE NEW BORN CARE

3. NEONATAL JAUNDICE

4. FEEDING PRETERM/LOW BIRTH

NEONATES

This workshop provides essential instruction in fundamental aspects of neonatology, including neonatal resuscitation—critical for all healthcare professionals involved in deliveries. The curriculum also addresses routine newborn care, identification of neonatal danger signs (useful for postnatal maternal counseling), and common neonatal issues such as jaundice and feeding strategies for preterm/low-birth-weight infants.



CONTACT US

Nandini - 8519903489

Sahasra - 9110303811

₹ 499/-

DEPARTMENT OF COMMUNITY MEDICINE

ANiVESANA

CONTENTS OF THE WORKSHOP

- 1. AREA OF EXPLORATION:
RESEARCH IDEA AND TOPIC**
- 2. PLAN TO IMPLEMENT THE IDEA:
DESIGN AND CONDUCT**
- 3. UNRAVEL: RESULTS**

Master the fundamentals of research methodology, from designing a study to analyzing and presenting data with precision. This workshop, led by experienced professionals, provides participants with practical skills in research design, data collection, analysis, and interpretation. Gain a strong foundation in methodological principles to enhance both academic and professional research endeavors.



CONTACT US

K. Bhavana - 8328078284

Chiranjeevi Sura - 7893642661

₹ 499/-

OBSTETRICS & GYNAECOLOGY

BIRTHING BRILLIANCE

(A Hands-on Experience)

CONTENTS OF THE WORKSHOP

- 1. INSTRUMENTAL DELIVERY: MASTER FORCEPS AND VACCUM TECHNIQUES FOR SAFE AND EFFECTIVE DELIVERIES**
- 2. CAESAREAN SECTION: LEARN PRECISE SURGICAL STEPS FOR OPTIMAL OUTCOMES**
- 3. ECLAMPSIA DRILL : ENHANCE YOUR SKILLS IN MANAGING HYPERTENSIVE EMERGENCIES WITH CONFIDENCE**
- 4. PPH DRILL : GAIN HANDS ON EXPERIENCE IN CONTROLLING THE BLEEDING SCENARIOS**

Are you ready to elevate your expertise in managing critical obstetric situations?

Join our Obstetrics and Gynaecology Workshop, a comprehensive learning experience designed to equip healthcare providers with essential skills to ensure safe deliveries and maternal well-being.



CONTACT US

Pavani - 6300117139

Ramya - 7842773996

Harshita - 6281012499

₹ 599/-

OTORHINOLARYNGOLOGY ENT ODYSSEY: SCOPES, TUBES AND BLEED PACKS

CONTENTS OF THE WORKSHOP

1. ENDOSCOPIES
2. TRACHEOSTOMY PROCEDURE
3. CONTROLLING OF EPISTAXIS(NOSE BLEED)
4. FOREIGN BODY REMOVAL FROM EAR, NOSE AND THROAT
5. EVALUATION AND MANAGEMENT OF PERIPHERAL VERTIGO

Unlock the secrets of the ear, nose, and throat with our Otorhinolaryngology Workshop! This immersive experience offers healthcare professionals the chance to delve into cutting-edge diagnostic tools, innovative treatments, and hands-on clinical skills. Join us for an engaging session with expert-led discussions, real-life case studies, and interactive simulations that will elevate your ENT expertise to new heights.

This workshop often features lectures, hands on training, expert speakers making it an ideal setting for enhancing knowledge and clinical competencies in otorhinolaryngology.



CONTACT US

Rushitha - 9014064627

Pranavi - 9505347227

Varsha - 7989499692

RADIATION ONCOLOGY DEPARTMENT

UNDERSTANDING THE VARIATIONS IN CARCINOMA BREAST AND CUSTOMISING THE PATIENT CARE.

CONTENTS OF THE WORKSHOP

- 1. PREVENTIVE ONCOLOGY-BREAST
CANCER - SCREENING.**
- 2. PALLIATIVE ONCOLOGY- WITH FOCUS ON
BREAST CANCER**
- 3. CASE PRESENTATION - VARIANTS IN CA
BREAST & ITS MANAGEMENT**
- 4. SKILL DEVELOPMENT - BREAKING BAD
NEWS**
- 5. DEPARTMENT TOUR.**

Calling all medical students!! Our Radiotherapy Workshop covers radiation treatment, variants of Ca breast and its management, preventive oncology, and end-of-life care. Gain insights from experts and enhance your radiotherapy skills



CONTACT US

B. Tejasree - 8317647875

B. Anisha - 9492272288

₹399/-

DEPARTMENT OF GENERAL MEDICINE

WORKSHOP ON ECG

CONTENTS OF THE WORKSHOP

1. LECTURE ON BASICS OF ECG
2. LIVE DEMONSTRATION OF ECG RECORDING
3. DISCUSSION AND HANDS ON INTERPRETATION OF ABNORMAL ECGS

This session will equip you with essential ECG skills from understanding the fundamentals to confidently interpreting the Abnormal ECGs under the expert guidance.



CONTACT US

Jyothir Nishitha - 7396820518

₹ 299/-

DEPARTMENT OF GENERAL MEDICINE

MEDICAL MYSTERIES **DIAGNOSING THE UNEXPECTED**

CONTENTS OF THE WORKSHOP

DEMONSTRATING CLASSICAL CLINICAL SIGNS IN PATIENTS SUFFERING FROM VARIOUS MEDICAL DISORDERS

This workshop focuses on the identification and interpretation of classical clinical signs associated with a variety of medical disorders. Through hands-on demonstration and interactive sessions, participants will enhance their diagnostic skills and clinical acumen.



CONTACT US

Guna Sushruth - 9000160536

₹199/-

DEPARTMENT OF GENERAL MEDICINE

ACUTE MEDICAL CARE AND HANDLING EMERGENCIES

CONTENTS OF THE WORKSHOP

- 1.ROLEPLAYS IN HANDLING EMERGENCIES
- 2.HANDS ON TRAINING FOR PARTICIPANTS WITH DEVICES.

Step into our high intensity hands on workshop on managing various acute medical emergencies! Using realistic role plays you will learn to assess, decide and act with confidence.

Led by experts, this session will sharpen your skills, enhance teamwork and prepare you to handle emergencies like a pro.



CONTACT US

Younis - 8374652294

Apoorva - 6280933628

₹ 499/-



DEPARTMENT OF GENERAL MEDICINE

SHARPEN YOUR DIAGNOSTIC SKILLS

CONTENTS OF THE WORKSHOP

INTERPRETATION OF LAB DATA IN ACHIEVING DIAGNOSIS

Join us for an Interactive workshop designed to sharpen your diagnostic skills. Through various case scenarios you will be guided step by step in analyzing, identifying key symptoms, and formulating accurate diagnosis. Led by experienced professionals this session will enhance your clinical reasoning and boost your confidence in decision making.



erevna_25



www.rmckakinada.com



CONTACT US

Guna Sushruth - 9000160536

₹ 399/-

DEPARTMENT OF NEUROSURGERY

NEUROSURGERY FOR EVERY MEDICAL GRADUATE

CONTENTS OF THE WORKSHOP

1. FUNDAMENTALS OF BURRHOLES AND CRANIOTOMY (HANDS ON)
2. INSIGHT INTO NEUROSURGERY LECTURE
3. INTERACTIVE QUIZZES

Join us in the symposium of Neurosurgery to understand Basic of Neurosurgery and interactive Quizzes to enhance your knowledge followed by hands-on experience under the guidance of experienced professionals



CONTACT US

Hyndavi - 9390491549
T. Lasya Priya - 6304147773

₹ 599/-



www.rmckakinada.com
erevna_25

DEPARTMENT OF ANAESTHESIOLOGY

APPROACH TO SCA & CRITICALLY ILL PATIENT

CONTENTS OF THE WORKSHOP

1. BCLS – SKILL PRACTICE ON MANNEQUINS
2. OXYGEN SOURCE THERAPY
3. AIRWAY MANAGEMENT THROUGH LARYNGOSCOPE AND ENDOTRACHEAL TUBE
4. BREATHING ASSISTANCE AND CONTROL
5. CIRCULATION ASSISTANCE AND CONTROL

Elevate your skills and save lives with our approach to sudden cardiac arrest and critically ill patient workshop.

Experience an essential training session where you will learn vital techniques in CPR and airway, breathing and circulation management. Gain hands on experience & confidence to act swiftly in emergency situations



CONTACT US

Mahalakshmi - 9392284195

Satwik - 8808803997

Amogha - 6302648873

₹999/-

DERMATOLOGY, VENEREOLOGY & LEPROSY

DIAGNOSTIC DERMATOLOGY

CONTENTS OF THE WORKSHOP

1. WOODS LAMP & DERMOSCOPY DEMONSTRATION
2. PLATELET RICH PLASMA IN ANDROGENIC ALOPECIA
3. INTRALESIONAL STEROIDS ADMINISTRATION IN ALOPECIA AREATA
4. LIVE SURGERIES FOR VITILIGO
5. DPN'S (SKIN TAGS) – RADIOFREQUENCY REMOVAL
6. CHEMICAL PEELS
7. LASER FOR HAIR REMOVAL
8. CRYOTHERAPY FOR WARTS

**FREE
CONSULT**



CONTACT US

Mokshitha - 7842138333

Divya Yedida - 6302648873

₹ 399/-

DEPARTMENT OF RADIOLOGY

iMAGiNG iNSiGHTS

CONTENTS OF THE WORKSHOP

1. GROUP DISCUSSION ON:

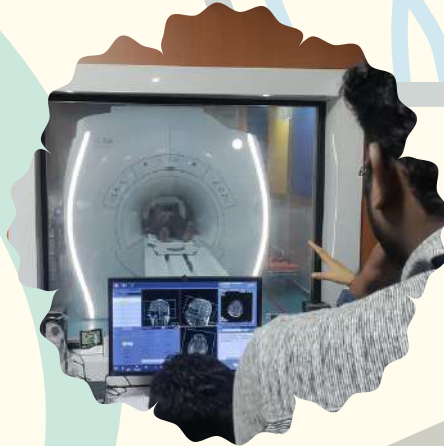
- CHEST X-RAY (CXR): BASICS, INTERPRETATION TECHNIQUES & COMMON PATHOLOGIES**
- CT & MRI: BASIC PRINCIPLES, ROUTINE PROTOCOLS, AND CLINICAL SIGNIFICANCE.**

2. ULTRASOUND (USG) SESSION:

- LIVE DEMONSTRATION OF ULTRASOUND TECHNIQUES.**
- HANDS-ON PRACTICE TO IMPROVE SCANNING SKILLS.**

3. INTERACTIVE QUIZ:

- TEST YOUR KNOWLEDGE WITH ENGAGING RADIOLOGY-BASED QUESTIONS.**



CONTACT US

P.Amrutha - 8096623678

B.Usha - 6304997650


₹ 499/-

DEPARTMENT OF BIOCHEMISTRY

UNRAVELING THE BLUEPRINT OF LIFE: DIY DNA ISOLATION

CONTENTS OF THE WORKSHOP

1. UNDERSTAND THE PRINCIPLES BEHIND DNA ISOLATION
2. PERFORMS HANDS-ON DNA EXTRACTION FROM DELEGATES SAMPLE
3. DISCUSS REAL WORLD APPLICATIONS IN MEDICINE & RESEARCH



CONTACT US

Madhu Seelam- 8977358965
Aliza - 7337073604

₹ 499/-



erevna_25



www.rmckakinada.com

DEPARTMENT OF PSYCHIATRY

COGNITIVE CURRENTS

CONTENTS OF THE WORKSHOP

1. MODIFIED ECT
2. CONSULTATION LIAISON IN PSYCHIATRY
3. ROLE PLAY ABOUT INVOLUNTARY ADMISSIONS – MENTAL HEALTH CARE ACT

This interactive session explores the role of consultation-liaison psychiatry in managing involuntary admissions under the Mental Health Care Act. Through role-play scenarios, participants will engage in ethical decision-making, capacity assessments, and effective communication with patients and families. The workshop also covers the use of modified electroconvulsive therapy (ECT) as a therapeutic option in medically complex cases. Enhance your clinical skills in psychiatric consultation and acute mental health care!



CONTACT US

Omkar - 9908028553

Garima - 7015856228

₹ **399/-**



www.rmckakinada.com
erevna_25

DEPARTMENT OF PHARMACOLOGY

AUDIT TO ACTION

CONTENTS OF THE WORKSHOP

1. PRESCRIPTION AUDIT

2. CLINICAL CASES AND THERAPEUTIC DISCUSSION

Enhance your clinical decision-making with this interactive workshop on prescription auditing and therapeutic discussions. Learn to evaluate prescriptions for accuracy, safety, and efficacy while identifying areas for optimization. Engage in real-world clinical case discussions to refine your approach to personalized treatment planning. This session is ideal for healthcare professionals aiming to improve prescription practices and patient outcomes through evidence-based medicine.



CONTACT US

G. Kowshik - 7075102305

Praneeth - 9441469669

₹399/-

DEPARTMENT OF MICROBIOLOGY

WORKSHOP ON LABORATORY DIAGNOSIS OF EMERGING VIRAL DISEASES

CONTENTS OF THE WORKSHOP

1. SPECIMEN COLLECTION AND COLLECTION FOR VIRAL DIAGNOSIS
2. ENZYME LINKED IMMUNOSORBENT ASSAY (ELISA)
3. NUCLEIC ACID EXTRACTION METHODS
4. CONVENTIONAL AND REAL-TIME PCR
5. AGAROSE GEL ELECTROPHORESIS

This hands-on workshop explores essential techniques in viral diagnostics, from specimen collection to molecular analysis. Participants will learn best practices for sample handling, nucleic acid extraction, and the principles of enzyme-linked immunosorbent assay (ELISA) for antigen-antibody detection. We will compare conventional and real-time PCR for viral identification and quantify results using agarose gel electrophoresis. Join us for an interactive session bridging theory with practical applications in modern virology!



CONTACT US

Nithin - 93918115121
Tarini - 8985548211

₹ 499/-



erevna_25



www.rmckakinada.com

DEPARTMENT OF PHYSIOLOGY

BEYOND THE PHYSIOGRAPH

CONTENTS OF THE WORKSHOP

1. CLINICAL REFERENCES OF HEART RATE VARIABILITY
2. RECORD AND EXTRACT HRV PARAMETERS FROM STANDARD LEAD II
3. HANDS ON AUTONOMIC FUNCTION TESTS
4. ANALYSE AND INTERPRET HRV DATA %

You must know the normal heart rate but do you know the variability in the heart rates.

Our workshop helps you to understand the different variability in heart rates and perform simple autonomic function tests on a subject



CONTACT US












Ganesh - 8125661231

K. Charvi - 8074426670


₹ 249/-

Tap on the competition title to visit the desired page for more details.

Competitions

-  Brain blitz- QUIZ
-  Paper presentation
-  Poster competition
-  Case presentation
-  Medical debate
-  Anatomy body painting
-  Histo Rangoli
-  Treasure hunt
-  Roll, Race and Reach
-  Medical life photography contest
-  Medical poetry competition





BRAIN BLITZ



1. Eligibility:

- a. The quiz competition is open to participants from 1st year to internship including students from different colleges.
- b. Each team must consist of **four members**.
- c. The number of participants from the internship/final year should not exceed two per team.

2. Finals:


- a. Preliminary round maybe conducted based on registrations and Five teams will qualify for the finals.
- b. The finals will consist of **six rounds**, as described below.

3. Round Structure:

Each round will focus on a specific year of study or subject.

- i. **1st round:** First-year subjects (Anatomy, Physiology, Biochemistry)
- ii. **2nd round:** Second-year subjects (Pharmacology, Pathology, Microbiology)
- iii. **3rd round:** Third-year subjects (Ophthalmology, ENT, PSM, FMT)
- iv. **4th round:** Final-year subjects (Surgery, Orthopedics, Medicine, Obs&Gyn, Pediatrics)
- v. **5th round:** Integrated round covering all subjects of MBBS
- vi. **Final round:** Rapid-fire round





BRAIN BLITZ



4. Scoring System for Rounds 1-5:

- a. Each correct answer in rounds 1-5 will be awarded 20 marks.
- b. If a team chooses to pass a question and another team answers it correctly, then the answered team will receive 10 marks.
- c. Answering a question incorrectly will result in a deduction of 10 marks.
- d. Answering a passed question incorrectly will result in a deduction of 5 marks.
- e. Unattempted questions will receive zero marks. (including passed question)

5. Passing Questions: In rounds 1-5, if a team chooses to pass a question, the next team in line will only have the opportunity to answer it.

6. Fair Play:

- a. Participants are expected to maintain sportsmanship and respect throughout the competition.
- b. Any form of cheating, plagiarism, or disruptive behavior will result in immediate disqualification.

Saturday June 14, 2025

Door Open At 10:00am - 12:00pm

Physiology Gallery, RMC campus

Haritha Durga Shankari

9908509717 9704448578

More Info www.rmckakinada.com

PAPER PRESENTATION

**REGISTER AT
JUST @ ₹79/-**



1st place: 2500/-

2nd place: 1500/-

Rules :

- Delegates registering for a research paper presentation must submit their original work.
- **Eligibility :** MBBS students, interns and all participants shall receive a participation certificate
- One student can submit more than one abstract but the best one shall be selected.
- Paper presentation can be done in teams of two or individually, however only one person is allowed to present the paper.
- Members of the team can belong to the same or different colleges.
- Questions will be posed to the team as a whole and either of the members can answer them.
- Delegates are expected to send their abstracts before the deadline- **26th May 2025.**
- All abstracts will be screened by a team of senior faculty members and the final contestant list shall be uploaded to the mail address registered by **3rd June 2025.**
- The decision taken by the faculty remains final.
- Delegates whose abstracts have been selected will be given prior intimation
- Final oral presentation must be in Powerpoint presentation and submitted by **9th June 2025** to the respective coordinators .

Register Today

Sign up at www.rmckakinada.com



B. Shruthi: 6301662645
Bhavitha: 6305708778

**JUNE 13TH , 2025
DIGITAL LIBRARY**

ABSTRACT GUIDELINES

- The abstract should be submitted in the form of a word document only and must not exceed 300 words.
- The abstract must contain details of the author, co-author, department of study, institution of study and registration ID.
- The abstract file must contain text in English only, Font: Times New Roman, Size: 12 and line spacing: 1.5 & references to be mentioned in Vancouver style
- The abstract should be submitted in the following format:

1) Title

2) Introduction

3) Aims and objectives

4) Background

5) Methodology

6) Results

7) Analysis

8) Conclusion

9) References

- The submitted abstracts must be attested by the respective guide and the head of the department under whom research has been done.
- Informed consent form, case study form and questionnaire forms must be submitted along with the abstract if used for the study.
- It is not mandatory to submit IEC approval.
- The selected abstracts are eligible for oral presentation on 13th June 2025.

PRESENTATION GUIDELINES

- The final presentation must be in the form of a PowerPoint presentation and must be submitted by 9th June 2025 to the respective coordinators.
- The presentation must not exceed 20 slides.
- Each presenter will be given 10 minutes- 7 minutes for the presentation and 3 minutes for the questionnaire.
- Winners will be declared during the valedictory ceremony.
- Not adhering to the above-mentioned rules can lead to disqualification of the participant

EREVNA 4.0 PRESENTS

POSTER COMPETITION

2025

Registration
fee:


₹79/-

**13TH JUNE
2025**
DINING HALL, RMC

2-5PM

TOPIC

- 1. Space medicine**
- 2. Altered minds - altered lives**



Best poster

₹2500/-

**Best
presentation**

₹1500/-

More Information



M.Sai Geethika - 7981912695

M. Rajmai - 8374521415

www.rmckakinada.com

RULES

1. Poster presentations can be done in a team or individually. The team must consist of a maximum of three members.
2. Only one person is allowed to present the poster, however the questions can be answered by all the members of the team
3. Poster must be designed manually.
4. The posters must be sent to the respective coordinators in PDF format only on or before **31st May, 2025**.
5. All information within the poster must appear in a single slide.
6. Poster must be within the size limits of 3ft × 4ft, LANDSCAPE LAYOUT ONLY
7. Selected posters which are eligible for presentation will be revealed on **3rd June 2025**
8. The final posters designed manually must be brought to the venue.
9. Each team will be given a total of 10 minutes- 5 minutes for presentation and 5 minutes for the questionnaire.
10. Prizes will be given for the best poster, best presenter individually. (based on the number of participants)
11. All participants will be given certificates of participation and winners shall be awarded during the valedictory ceremony.
12. Prizes include winning certificates and cash prize.

Final date of presentation - June 13th from 2-5PM

More Information



M.Sai Geethika - 7981912695

M. Rajmai - 8374521415

www.rmckakinada.com

Case Presentation

June 14th

7:30-9AM

Rules

1. All mbbs students and interns are eligible.
2. Each team can have a maximum of 2 members.
3. Individual presentations will also be accepted.
4. Only one delegate in the team is allowed to present the case.
5. However, questions can be answered by either of the team members.
6. Each delegate is allowed to present only one case.
7. The case presented should be original and must be from any of the teaching hospitals affiliated to the delegate's college and must be followed up.



Fees

₹99/-



Prize

1st place - ₹2,500/-

2nd place - ₹1,500/-



Contact Us

S. Manogna

9000085107

www.rmckakinada.com

Abstract guidelines

6) Abstract Submission:-

- a. Abstracts should not exceed 300 words.
- b. The abstracts should be in the form of a Word document(.doc or .docx)
- c. The abstract file should be named as Registration ID of Delegate(s) case presentation subject .docx.

Example : ***casepresentation medicine.docx**

d. The abstracts should be in the format of-

- Delegate details and Registration ID
- Title
- Identification data of the patient (except name)
- presenting complaints
- Relevant history
- Clinical findings on examination
- Provisional diagnosis
- Investigations
- Definitive diagnosis
- Treatment
- follow-up
- references

e. Abstracts should be sent to www.rmckakinada.com on or before **30th May 2025, 9PM.**

f. The abstracts are screened by the respective departments and delegates whose abstracts are selected for the final presentation will be given on **3rd June, 2025.**

7) The presentation is expected to be in the form of a PowerPoint presentation. (.ppt or .pptx) and final ppt should be submitted on or before **9th June ,2025 by 9PM.**

8) There will be only two winners which will be declared in the valedictory ceremony.

Presentation guidelines

- Word limit: 250 words, font: Times New Roman, size 12 and line spacing 1.5
- 10 minutes (8 minutes presentation + 2 minutes questions)
- Limit for number of slides : 25
- The top 2 cases will bag cash prizes, trophy and winning certificates. All participants will receive participation certificates.
- Winners will be announced either for the whole or session wise, based on entries.
- Winners shall be decided based on presentation skills, defence of their diagnosis and how they have concluded the case.

Venue: Digital library

Contact Us

S. Manogna
9000085107

www.rmckakinada.com

JOIN THE DEBATE CHALLENGE

June 13, 5PM-7PM
Digital Library

Why Participate?

- Sharpen Your Skills
- Engage in Intellectual Discourse
- Prizes Await

How to participate?

Register at the given website

www.rmckakinada.com

TO REGISTER
PAY JUST
₹69/-

WIN
₹2000/-

**Contact
Us**

S. Christina Bharathi - 9492855100
K. Sankaram Vineeth - 8309445237

JOIN THE DEBATE CHALLENGE

June 13, 5PM-7PM
Digital library

Rules :

1. Delegates registering for debate must remember that debate is a team event.
2. Teams will be randomly assigned based on the registrations received.
3. There will only be two teams one team supporting for the motion and the other against the motion.
4. Teams will be formed on the basis of chits and are informed on the spot.
5. So every team must be prepared to speak both for and against the motion.
6. Topic will be revealed on **10th June, 2025**.
7. Remember that debate is a healthy argument, and any use of abusive or aggressive language or gestures is strictly not encouraged and will lead to disqualification of that team.
8. You will be judged based on content, organization, articulation and how well you justify your points.
9. Prizes will be given to the best speaker from either teams and All participants will be given a certificate of participation.
10. Prizes include winning certificates, trophies for two best speakers and cash prize of Rs.1000/- for each of the two best speakers.



Best speaker from FOR
Best speaker from AGAINST

ANATOMICAL ARTISTRY

TO REGISTER
PAY JUST
₹69/-

These are two competitions that occur **simultaneously** and participants are required to choose **only one**.

1. Anatomy Body Painting
2. Histology hues



12TH JUNE



5PM-7PM

PRIZE:
2000/-

ANATOMY BODY PAINTING

- Participants must be undergraduate MBBS students or interns.
- Participants can compete individually or in teams of two (excluding your model)
- Each team is allotted 1 hour and 30 minutes to complete their painting
- Participants must bring their own supplies(use skin safe paints) and arrange for their own male model for body painting.
- Only male models are preferred.
- Models must be in an appropriate attire to maintain decorum. The lower limb should not be exposed above the knee. The chest and upper back can be used for painting
- No reference material is allowed during the competition.

HISTOLOGY HUES

- In this competition, participants have to create rangoli based on histology diagrams(no histopathology diagrams)
- Participants must be undergraduate MBBS students or interns.
- There should be 3 participants in each team
- Each team is allotted 1 hour and 30 minutes to complete their painting.
- Participants must bring their own supplies and appropriate colours need to be used to create rangoli.
- No reference material is allowed during the competition.



RMC EXAMINATION
HALL

COME AND JOIN US!

Sana & Rachana

+91 7893508760

www.rmckakinada.com

**REGISTER AT
JUST @ ₹199/-**

Join the Ultimate Adventure of

TREASURE HUNT

Extravaganza

Our Treasure Hunt Event is back and better than ever, promising an adrenaline-fueled quest filled with excitement and mystery!

**FRIDAY
JUNE 13**

**at RMC CAMPUS
7am - 10am**

**PLAY & WIN
₹5000
CASH PRIZE**

Prizes await the boldest adventurers, with rewards for the quickest and most cunning teams.

For more information and to register, visit:

www.rmckakinada.com

Or Call: S. Kavya - 7672097455
K. Chrandrashekar - 9392514150

ORGANIZED BY
TEAM EREVNA 4.0

TREASURE MAP

1) PARTICIPATION RULES :

- Eligibility :only MBBS students are eligible
- Teams : up to 3-5 members are allowed
- Registration : must register and provide team name

2) GAME RULES :

- All teams will start from a common point on campus
- There is a time limit for the entire hunt
- Teams must adhere to all campus safety regulations
- No disruptive and running behavior
- No use of electronic devices

3) CLUE AND TASK REGULATIONS :

- Clues will be related to medical knowledge, college history or campus landmarks
- Clues should vary in difficulty
- At each checkpoint a coordinator will verify the clue completion before providing the next one
- Incorrect answers and missed clues may incur penalties

4) CODE OF CONDUCT :

- Participants must respect each other,coordinators and college property
- No collaboration between teams is allowed
- Fairplay : teams should not tamper with or remove clues and reach the final point wins

5) WINNING CRITERIA :

- First team to correctly solve all clues and reach the final point wins
- In case no team finishes within the time limit, the team with the most correctly solved clues wins
- If there is a tie,a tie breaker challenge should be conducted

6) PRIZES :

- Prizes for the winning team
- Participation certificates for all teams

For more information and
to register, visit:

www.rmckakinada.com

Or Call: S. Kavya - 7672097455
K. Chrandrashekar - 9392514150

ORGANIZED BY
TEAM EREVNA 4.0

ROLL RACE AND REACH

FINISH

A FUN, KNOWLEDGE-BASED GAME WHERE TEAMS ROLL A DICE, LANDING ON **ONE** OF **SIX** MEDICAL TOPICS AND ANSWERING RELATED QUESTIONS.

A TEAM MEMBER ACTS AS THE **PLAYING PIECE**, MOVING ACROSS A BOARD DRAWN ON THE FLOOR.

BONUS AND PENALTY POINTS ARE AWARDED BASED ON LUCK. THE TEAM THAT REACHES THE FINISH FIRST WITH THE **HIGHEST POINTS WINS**.

STAY IN AND PLAY IN

A BLEND OF STRATEGY, KNOWLEDGE, AND LUCK!

THURSDAY, JUNE 12

DOORS OPEN AT 5:00 PM

RMC EXAMINATION HALL



J. Amulya, +91 9014628239

START

+91 9014628239

www.rmckakinada.com



[erevna_25](https://www.instagram.com/erevna_25)

RULES AND GUIDELINES

- Each team can contain 2-3 members and each person must register individually
- Participants must be MBBS students or interns
- The game board will be drawn on the floor with designated spaces .
- A team member will physically move on the board based on the dice roll .
- Upon landing , the team must answer a question related to that subject
- Correct answers allow the team to move forward and incorrect answers may result in moving back .
- Some spaces have bonus rewards or penalties that affect the team's progress
- The team that reaches the finish line first with the highest points wins

REGISTER AT
₹49/-

WIN
₹1000

THURSDAY, JUNE 12

DOORS OPEN AT 5:00 PM

RMC EXAMINATION HALL



J. Amulya, +91 9014628239

START

+91 9014628239

www.rmckakinada.com



[erevna_25](https://www.instagram.com/erevna_25)



**GIVE US
YOUR BEST
SHOT!**
JOIN THE
CONTEST

MEDICAL LIFE PHOTO CONTEST

An online photography competition for
MBBS students and interns to capture a
photograph based on the
theme given

CONTEST
DEADLINE

MAY 25

WINNERS
ANNOUNCED

JUNE 14

- Basic delegate registration required
- Individual participation only with a maximum of one entries per participant.
- Photos must be submitted in JPEG format.
- Editing, morphing, filters, and copied images will lead to disqualification.
- The photograph will be posted on official Instagram handle of the event. (erevna_25)
- Photograph with highest likes will be declared the WINNER.
- Winners receive certificates and recognition.

For general entry rules and detailed photo
criteria, please visit our site:
www.rmckakinada.com



TOTAL CASH
PRIZES

₹1000



K. Mahidar
8341645204



erevna_25

MEDICAL POETRY COMPETITION

An online poetry contest for MBBS students and interns, celebrating medicine, healing, and human experiences in healthcare.

 www.rmckakinada.com



Rules

- Basic delegate registration required
- Individual participation only.
- Submissions must be in English and should be original (plagiarism leads to disqualification).
- Poems should be within 20 lines.
- Entries must be submitted by deadline through the designated platform.
- Poems will be posted on official Instagram handle of the event. (erevna_25)
- The poem with highest likes will be declared the WINNER.
- And another poem will be selected as WINNER based on content, articulation & meaning judged by the faculty


WINNER

₹1000/-



K. Mahidar
8341645204

CULTURAL PROGRAMME




Get ready for a whirlwind of talent, energy, and excitement as the stage lights up with a variety of captivating acts! From graceful movements and powerful rhythms to melodies that stir the soul, every moment promises to keep you hooked...



SOLO/GROUP
DANCING

INSTRUMENTATION

JUNE
14TH



Watch as performers pour their hearts into creative expressions, delivering unforgettable experiences packed into every second. With surprises, emotions, and non-stop entertainment, this celebration is sure to leave you inspired and cheering for more!



SOLO/GROUP
SINGING

60 SECONDS
FRAME



Vinay Varma - 7036748300
Aluri Dileep - 9182138898

G. Geetha Bhaskari - 7416123519
Akshita Kayath - 9352218988

www.rmckakinada.com



**FREE
MEALS**



**Free breakfast & meals
with basic registration**

Indulge in the genuine tastes and dishes of
Godavari

12th JUN- 13th JUN 2025

12 PM - 2:30 PM

ONWARDS

Beside Central library, GGH, KAKINADA

+91 8247535477 - Nithin Datta

HOTEL ACCOMMODATION

We offer exclusive rooms and are the best ones you can look for !!

- Basic delegate registration is necessary
- Accommodation provided for **both boys & girls**
- Limited slots are available
- Only triple sharing rooms are provided
- **AIR-CONDITIONED spacious rooms** are provided
- ***Charges - ₹555/- per head per day***
- Available from 11 -14 June, 2025
- Non refundable deposit
- Transportation will be provided from accommodation to workshops place

₹555/-



+91 8328137523
S. PAVAN





OUR KAKINADA



NEAREST RAILWAYS

KAKINADA TOWN RAILWAY STATION (CCT)

SAMALKOT RAILWAY STATION (SLO)

NEAREST AIRPORTS

RAJAHMUNDRY AIRPORT (RJA)

VISAKHAPATNAM AIRPORT (VTZ)



TRAVEL
SAFE



+91 7337010574
Bhavani Shankar



www.rmckakinada.com

TOURIST ATTRACTIONS

NEAT LIST OF
DESTINATIONS



YANAM



UPPADA



**CORINGA WILDLIFE
SANCTUARY**



Water Park



GO-KARTING



MAREDUMALLI



PAPIKONDALU



DINDI

Kakinada calling
From Coringa's mangroves to
Uppada shores, every spot tells
a story !

CORE COMMITTEE



T. Harikrishna Prasad
Organising Secretary



V. Venkata Ganesh
Joint Organising Secretary



K. Lohitha
Joint Organising Secretary

WORKSHOP HEADS

V. ADITYA REDDY

V. MANOGNA

**PRABHAS
UPPUTURI**

K. ROSHINI

FINANCE TEAM

ASVLN SASTRY

D. SAI SRAVAN

**KARTHIK
SASHANK**

SATHVIK

SOCIAL MEDIA & DESIGNING

G. NEEHARIKA

**LAHARI
SARANNAVI**

**TRISHA
TEJASWI**

T.S.S. PRANAY

COMPETITION HEADS

**CH. SRI DURGA
KAVYA**

I. YASHWANTH

YASWAVARDHAN

**VARSHITA
LABHANA**

ACCOMMODATION & TRANSPORT

**D.BHAVANI
SHANKAR**

S. PAVAN KUMAR

JYOTHI PRAKASH

MOHAN KRISHNA



REGISTRATIONS TEAM

SAMPREETHI

ISHITA

K. HARSHA

DHEERENDRA

VENGALA RAO



FOOD TEAM



CULTURALS TEAM

D. NITHIN DATTA

G. RAVI

VINAY VARMA

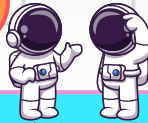
DILEEP

SHIVA NAVEEN

SK. ALTHAF

GEETHA BHASKARI

AKSHITHA KAYATH



PUBLIC RELATIONS & SPONSORSHIP TEAM

M. RAJAMAI

G. NIRANJAN BABU

HEPSIBHA

VIDHYA MARY

Y. VINEEL

P. HARSHINI



TOGETHER.EVERYONE.ACHIEVES.MORE

